



DUMP KIT INSTALLATION INSTRUCTIONS

Dump Kits Do Not Fit Carts With Tops


- 1) Install flat bar on front of mounting kit using 8mm x 20mm bolts.
- 2) Place box on center of frame. Insert angled bracket over pin on flat bar, center bracket. Mark two (2) holes through angled bracket on box, drill and install using 8mm x 20mm bolts.
- 3) Remove box with angled bracket attached. Install hinge brackets using 8mm x 20mm bolts to rear of mounting bracket, leave bolts loose.
- 4) Replace box, with angled bracket over pin on flat bar, center on frame. Mark four (4) holes through hinge, drill and install using low profile 8mm x 20mm bolts. Tighten bolts on hinge bracket.
- 5) Install handle on drivers side, close to front of box.




Illus. A



Illus. B



Illus. C



Illus. D